



New Product Guide

WORKSTATIONS - FURNITURE - SEATING - STORAGE - ACCESSORIES


www.hunterofficefurniture.com.au



Hunter Office Furniture

02 4973 1313

Unit 1-2, 31 Alliance Avenue, Morisset NSW 2264
sales@hunterofficesupplies.com.au



The 5-O Reception Counter

- Freshen up your reception area with the contemporary 5-o reception counter.
- Gloss white veneer all over - chrome trim on front panel.
- 2 X chrome metal cable entry covers with bruss insulator.

RC5-O GW - The 5-O Reception Counter

Dimensions:
2400mm W x 848mm D x 1150mm H
Worksurface: 40mm T x 760mm H



Urban Reception Counter

- Brilliant white all over with driftwood wrap around cowl with feature panel.
- Adjustable feet for levelling
- Built in 3 drawer underdesk pedestal + built in cpu & storage cupboard.
- 2 x Chrome metal cable entry covers with bruss insulator.

URC BW / DW - Urban Reception Counter

Dimensions:
2200mm W x 725mm D x 1150mm H
Worksurface: 25mm T x 730mm H

Marquee Reception Counter



- Gloss white veneer with zebra veneer front columns.
- 2 x Chrome metal cable entry covers with bruss insulator.

MRC GW / ZB - Marquee Reception Counter

Dimensions:
2400mm W x 885mm D x 1150mm H
Worksurface: 25mm T x 730mm H





Rapid Bloom Vertical Garden

- Spruce up your office or breakout area with the Rapid Bloom Vertical Garden.
- Each vertical garden includes 8 x 150mm diameter pot plants, single vertical garden frame and 20kg of polished stones.
- No assembly required, includes concealed wall and floor mounting provisions.

Available in Black or White finish.

SRBVG BK - Rapid Bloom Vertical Garden - Black


Includes Black Frame, Black Pots and Black Stones (Plants not included).

SRBVG WH - Rapid Bloom Vertical Garden - White

Includes White Frame, White Pots and White Stones (Plants not included).

Dimensions:
390mm W x 210mm D x 1935mm H

Rapid Bloom Vertical Gardens sold as 1 individual unit per code.
Images show 3 x Rapid Bloom units.





Loop Leg



Profile Leg



Rapid Infinity Corner Workstation

- Use the Rapid Infinity Rail Clamps (Set of 2) and Rapid Infinity 360 Deg. Screen Joining Pole to create a Rapid Infinity Corner Workstation.
- Configure multiple Corner Workstations together to create pods of desks with or without screens.
- Use either the Profile Leg or Loop Leg options.





EPS089 BK



EPS119 BK

Desk Mounted ECO Panel Screens

- Desk Mounted ECO Panel Screens to add privacy and noise reduction to your desk or workstation.
- Black screen made of polyester fiber panel pinnable surface.
- Each screen is supplied with 2 x white powdercoated clamps.



Desk Mounted ECO Panel Screens

Available in three different sizes to suit any desk or workstation:

EPS089 BK

Black Eco Panel Screen
890mm W x 284mm H x 27mm Thick

EPS119BK


Black Eco Panel Screen
1190mm W x 284mm H x 27mm Thick

EPS149BK

Black Eco Panel Screen
1490mm W x 284mm H x 27mm Thick



EPS149 BK



Slide On ECO Panel Screen

- ECO Panel Slide On Return Screens can be quickly and easily used to separate users in a pod of desks.
- Create privacy and reduce noise by sliding the screen onto desk tops in between users.

EPS60 BK

Black Eco Panel Slide On Return Screen
600mm W x 300mm H x 27mm Thick



2-Tone Mobile Pedestal

- 2-Tone Slimline Mobile Pedestal in white and black powdercoated finish.
- Match with our Rapid Infinity workstation system for a modern, stylish office look.
- Lockable two drawer and one file configuration.
- 5 Year Warranty
- 100 Kg Weight Rating

2-TONE PED - Slimline Mobile Pedestal
300mm W x 535mm D x 580mm H

Rapid Air Round Table

- Rapid Air Round Meeting Table with floating chrome base.
- Available in 900mm and 1200mm Dia. round top sizes.
- Black powdercoated frame with polished aluminium legs
- Suspended, floating top detail
- Adjustable feet
- Available with White, Beech or Cherry tops.
- 3 Year Warranty

CBT9 - 900mm Dia. x 730mm H
CBT12 - 1200mm Dia. x 730mm H



Anti-Fatigue Mat

- Perfect to use with any height adjustable workstation when standing.
- Massage points and moulds on mat promote blood circulation whilst standing.
- 100% PU material.
- Non-slip and skid-proof designed underneath to provide sturdy standing platform.
- 10 Year Warranty.





Gesture Mesh Task Chair

- Medium mesh back task chair.
- Synchro-dynamic mechanism with seat slider.
- 130 Kg Weight Rating.
- Black mesh back rest with light grey seat pan.
- Synchronised back rest and seat pan tilt.
- Adjustable lumbar support.
- Bifma tested and GreenGuard approved.
- Adjustable arms as standard.
- 5 Year Warranty.



Motion Mesh Task Chair

- Elegant medium back mesh task chair.
- Donati-dopo weight sensitive mechanism with 6 position seat slide
- 135 Kg weight rating.
- Black mesh back rest with light grey seat pan.
- Light grey concealed lumbar cushion
- Gas lift - 21 deg. Tilting angle with 3 locking positions.
- 3D Adjustable arm rests.
- White powdercoated aluminium 5 star base on castors.
- Bifma tested and GreenGuard approved.
- 10 Year Warranty.



Swift Fabric Task Chair

- Comfortable and durable high back fabric commercial grade chair.
- High grade black fabric upholstery
- Infinite tilt lock mechanism.
- 130 Kg Weight Rating.
- Chrome and black adjustable arms.
- Ultra soft foam for added comfort to seat and back.
- Chrome 5 star base on castors.
- 5 Year Warranty.





■ Pelle High Back Executive Chair

- High Back Executive Chair.
- Black PU Leather.
- Chrome 5 Star Spider Base.
- Seat & Back Tilt With Multi-Lock.
- 5 Year Warranty.

PHB BL - Pelle High Back Executive Chair



■ Pelle Medium Back Executive Chair

- Medium Back Executive Chair.
- Black PU Leather.
- Chrome 5 Star Spider Base.
- Seat & Back Tilt With Multi-Lock.
- 5 Year Warranty.

PMB BL - Pelle Medium Back Executive Chair



■ Pelle Cantilever Visitor Chair

- Medium Back Executive Visitor Chair.
- Black PU Leather.
- Chrome Cantilever Base.
- Seat & Back Tilt With Multi-Lock.
- 5 Year Warranty.

PVM BL - Pelle Visitor Executive Chair



PO500

- Ergonomic Operator Chair
- AFRDI Tested Level 6
- Extra Large Seat
- Heavy Duty Mechanism
- Suitable for up to 150kg
- Seat and Back Tilt
- Gas Lift range of 490 - 590 mm H
- 10 Year Warranty



EG400

- Ergonomic Operator Chair
- AFRDI Tested Level 6
- Square Back
- Suitable for up to 130kg
- Seat and Back Tilt
- Gas Lift range of 480 - 620 mm H
- 10 Year Warranty



EG100

- Ergonomic Operator Chair
- AFRDI Tested Level 6
- High Back
- Suitable for up to 130kg
- Seat and Back Tilt
- Gas Lift range of 480 - 620 mm H
- 10 Year Warranty



INTRODUCING ALL NEW - SF CHARCOAL FABRIC



EC070CM

- Fully Ergonomic Operator Chair
- AFRDI Tested Level 6
- Medium Back
- Suitable for up to 120kg
- Seat and Back Tilt
- Gas Lift range of 470 - 600 mm H
- Optional Adjustable Arms
- 3 Year Warranty



EC070BH

- Operator Chair
- Injection Moulded Foam
- High Back
- Suitable for up to 120kg
- Back Tilt
- Gas Lift range of 470 - 600 mm H
- Optional Adjustable Arms
- 3 Year Warranty



EC070CH

- Operator Chair
- High Back
- Suitable for up to 120kg
- Seat and Back Tilt
- Gas Lift range of 470 - 600 mm H
- Optional Adjustable Arms
- 3 Year Warranty



INTRODUCING ALL NEW - SF CHARCOAL FABRIC



EC070BM

- Operator Chair
- AFRDI Tested Level 6
- Medium Back
- Gas Lift range of 470 - 600 mm H
- Suitable for up to 120kg
- Optional Adjustable Arms
- 3 Year Warranty



NOVA

- Visitor Chair
- Upholstered Seat and Back
- Weight rating of 110kg
- SGS Tested
- Stackable
- Links
- 3 Year Warranty



Hunter Office Furniture

02 4973 1313

Unit 1-2, 31 Alliance Avenue, Morisset NSW 2264
sales@hunterofficesupplies.com.au

INTRODUCING ALL NEW - SF CHARCOAL FABRIC



Aloha Chair

- White elastic polypropylene breakout & meeting chair.
- 25mm dia. silver powder-coated steel pole legs with floor protectors.
- 120 Kg Weight Rating.
- Removeable slip-over fabric seat covers available as optional extra in black or light blue breathable fabric.
- 5 Year Warranty on Chair, 2 Year Warranty on Seat Covers.

ALOHA WH - Aloha Chair (White)



ASP BK - Black Fabric Cover



ASP BU - Light Blue Fabric



Maui Chair

- Polypropylene breakout, meeting and visitor chair.
- White all over with slate grey secondary plastic injection moulding.
- Comes with slate grey fabric seat cover.
- 135 Kg Weight Rating.
- Bifma & GreenGuard certified.
- All materials used are 100% recyclable.





■ Glassboards and Whiteboards

Wall mounted or mobile whiteboards in standard or premium porcelain finish. For a designer look, glassboards have a stain free writing surface and use a standard white board marker.

Standard Whiteboard · Wall mounted aluminium framed magnetic whiteboard, pen tray, concealed corner fixing, acrylic polyester resin.

Porcelain Whiteboard · Wall mounted porcelain whiteboard.



Mobile Whiteboard · Double sided pivoting mobile whiteboard with pen tray.

Mobile Porcelain Whiteboard · Double sided pivoting mobile porcelain whiteboard with pen tray.

■ Pinboards

Use a Pinboard to display notes, reminders and photos, keeping your workstation free of clutter.

PINBOARD · Wall Mounted Pinboard with Concealed Corner Fixing, in Blue or Grey Fabric.



■ Corkboards

CORKBOARD · Composite Corkboard with Aluminium Frame, Suitable for Pins or Stickers.





Timber Frame Chair

- Oak Coloured Timber Leg
- Polypropylene Shell
- Soft Upholstered Seat Pad
- Range of Colours
- Great for Breakout and Collaboration Areas.



Timber Frame Bar Stool

- Oak Coloured Timber Frame
- Polypropylene Shell
- Great for Kitchen and Bar Areas
- Use with the Rapidline High Bar Table.



Metal Frame Bar Stool

- Sturdy Black Powdercoated Frame
- Polypropylene Shell
- Great for Kitchen and Bar Areas
- Use with the Rapidline High Bar Table