


R5



BEAM SEATING

MAXI BEAM



FEATURES

- » Optional fully upholstered back or mesh
- » Optional 2, 3 or 4 seater
- » Suitable for indoor use only
- » Plastic under pan
- » Plastic outer back
- » Adjustable feet
- » Black metal frame
- » Available in local fabrics
- » Back mesh available in Jazz mesh
- » 4 Year warranty
- » Weight limit for 2 seater is 200kg
- » Weight limit for 3 seater is 300kg
- » Weight limit for 4 seater is 350kg



MAXI BEAM

WEIGHT LIMIT
200
Kilogram



M-BEAM 2



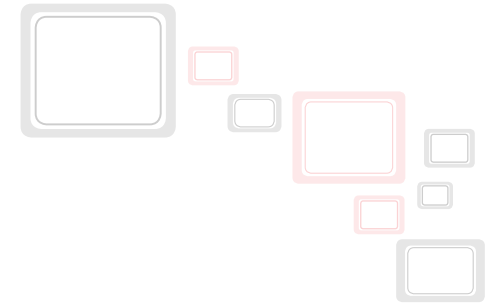
M-BEAM 2
Back view



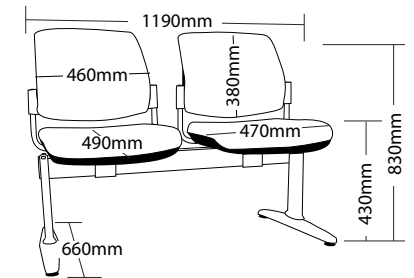
WEIGHT LIMIT
200
Kilogram



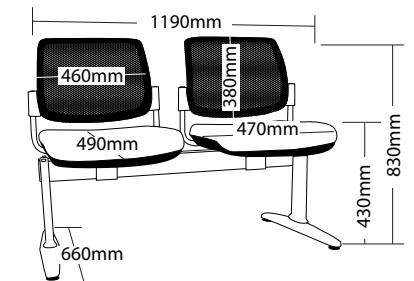
MM-BEAM 2



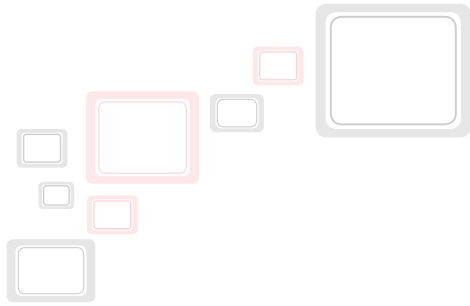
SIZE



M-BEAM 2



MM-BEAM 2



MAXI BEAM



FEATURES

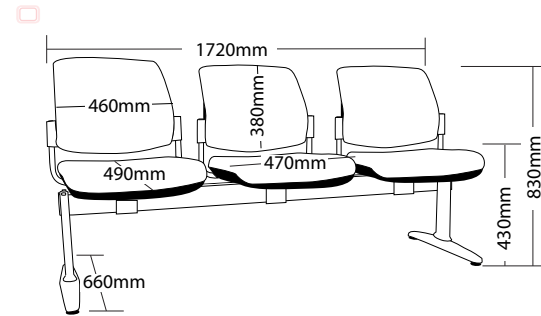
- » Optional fully upholstered back or mesh
- » Optional 2, 3 or 4 seater
- » Suitable for indoor use only
- » Plastic under pan
- » Plastic outer back
- » Adjustable feet
- » Black metal frame
- » Available in local fabrics
- » Back mesh available in Jazz mesh
- » 4 Year warranty
- » Weight limit for 2 seater is 200kg
- » Weight limit for 3 seater is 300kg
- » Weight limit for 4 seater is 350kg

WEIGHT LIMIT
300
Kilogram



M-BEAM 3

SIZE

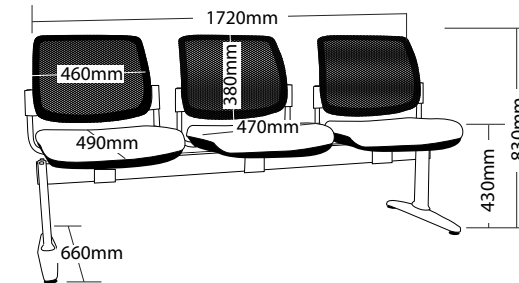


M-BEAM 3


WEIGHT LIMIT
300
Kilogram



MM-BEAM 3



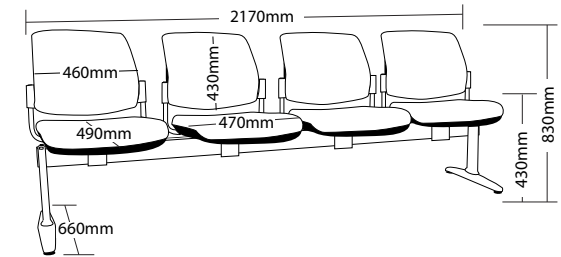
MM-BEAM 3



WEIGHT LIMIT
350
Kilogram

M-BEAM 4

SIZE



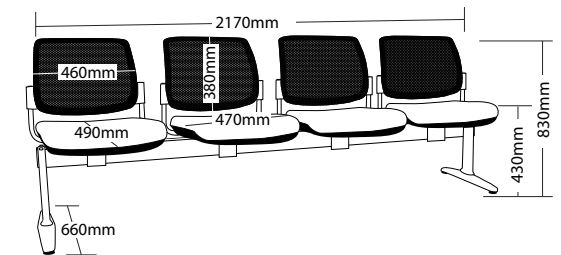
M-BEAM 4



WEIGHT LIMIT
350
Kilogram

MM-BEAM 4

Available in Jazz Mesh



MM-BEAM 4